



MONTY'S JOKE MACHINE

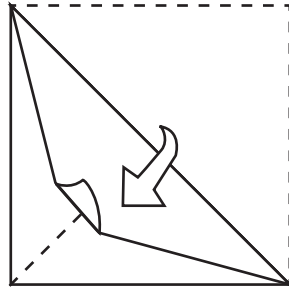
MONTY IS ONE FUNNY MONKEY. GET AN ADULT TO HELP YOU CUT OUT AND FOLD THE IMAGE BELOW TO CREATE YOUR OWN JOKE MACHINE.



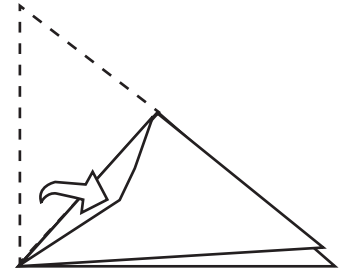
MONTY'S JOKE MACHINE



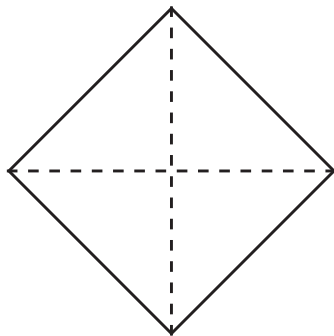
1. Start with the paper square with the printed side facing down



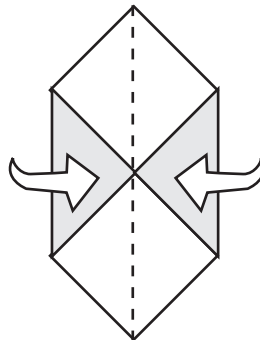
2. Fold the square diagonally so it makes a triangle



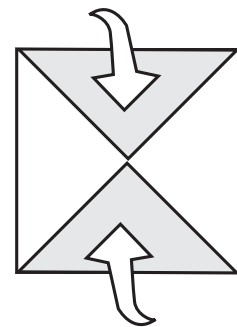
3. Fold the triangle in half



4. Unfold the paper so it is flat

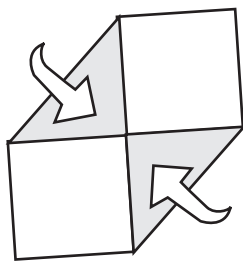


5. Fold the four corners over so they all meet in the middle

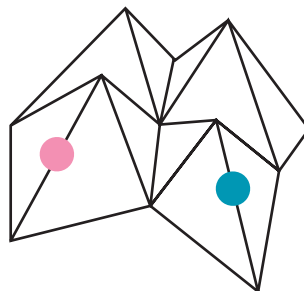


Flip over


6. Flip the square over



7. Fold the four corners over so they all meet in the middle



8. Pinch the four corners together and pop your thumbs and forefingers into the pockets in the back of the joke machine



MONTY'S JOKE MACHINE

GAME INSTRUCTIONS

HOW TO PLAY

1. Holding the joke machine, start by asking a friend to pick one of the four colours on the outside of the joke machine.
2. Spell out the colour chosen aloud, moving the joke machine one way, then the other with each letter.
3. Ask them to choose one of the four numbers showing, and again move the joke machine one way, then the other, this time counting to the chosen number.
4. Then ask them to pick a final number from the four options showing. This time, open the flap the number is written on to reveal a joke.

